



2013 UCR Part I Crime Report

Chief Dean A. Sullivan
February 18, 2014

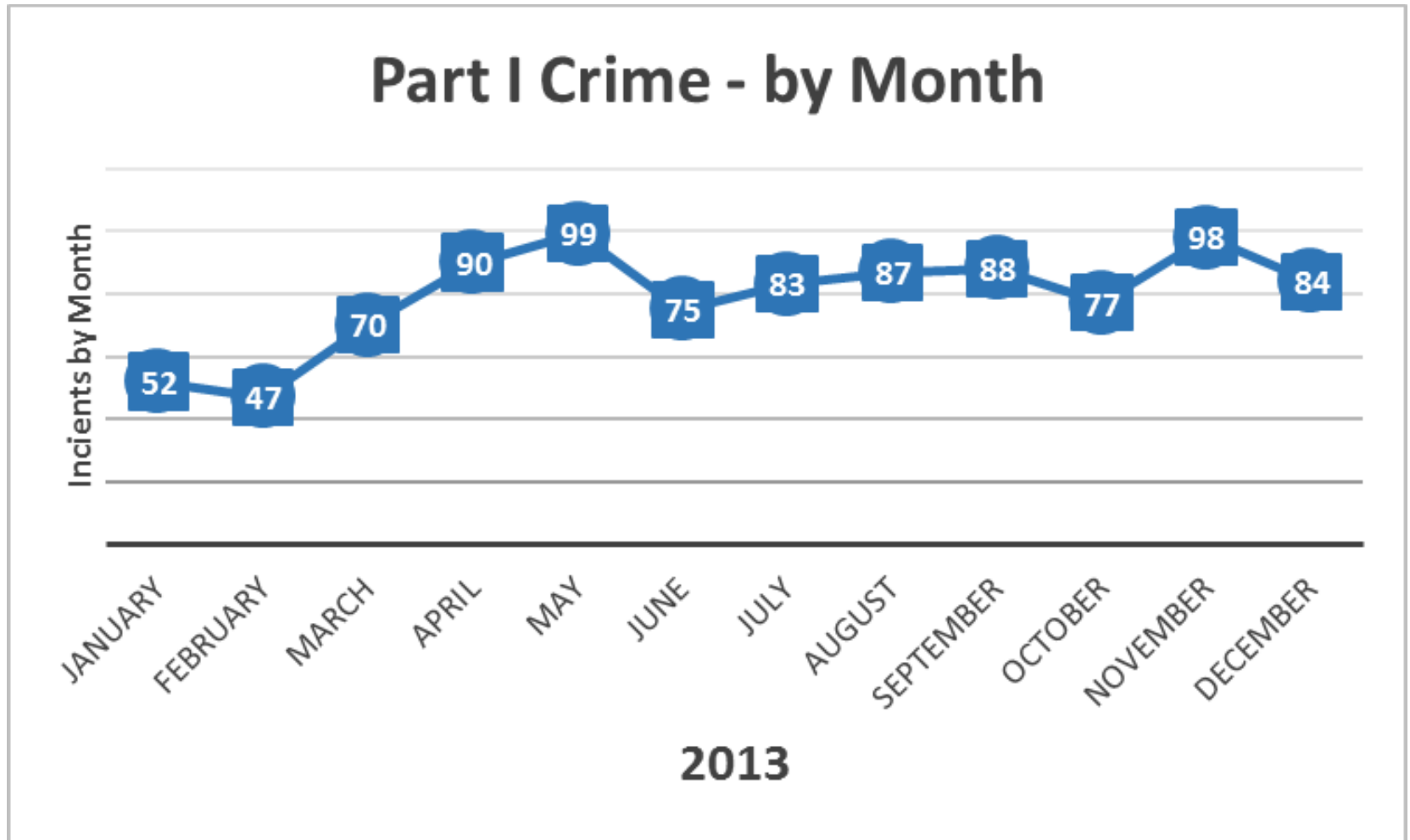
January – December

UCR Crime Stats

OFFENSE	2013	2012	% Change
Murder	0	2	-100.0%
Rape	6	6	0.0%
Robbery	18	11	63.6%
Aggravated Assault	130	324	-59.9%
Sub-Total Violent Crimes	154	343	-55.1%
Burglary	208	173	20.2%
Larceny Theft	555	771	-28.0%
Auto Theft*	33	15	120.0%
Sub-Total Property Crimes	798	959	-16.8%
TOTAL	950	1302	-27.0%

January – December 2013

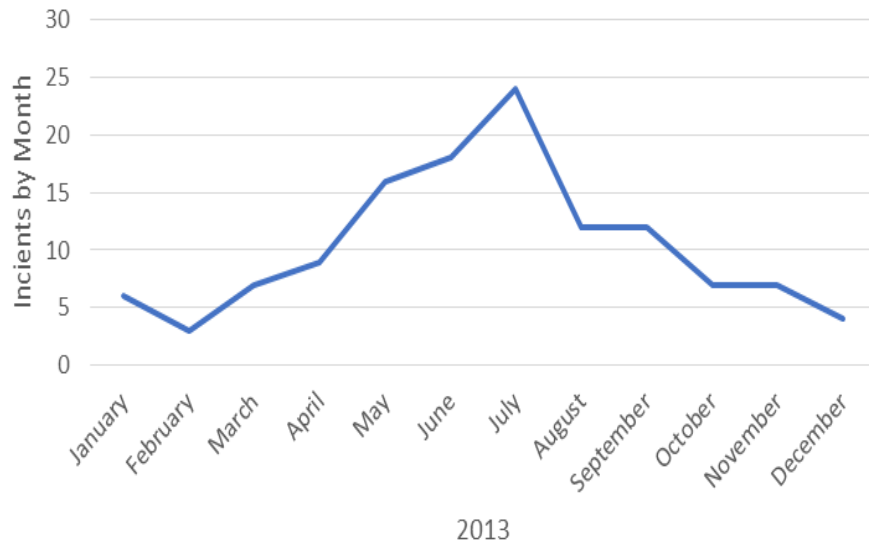
Crime Trends



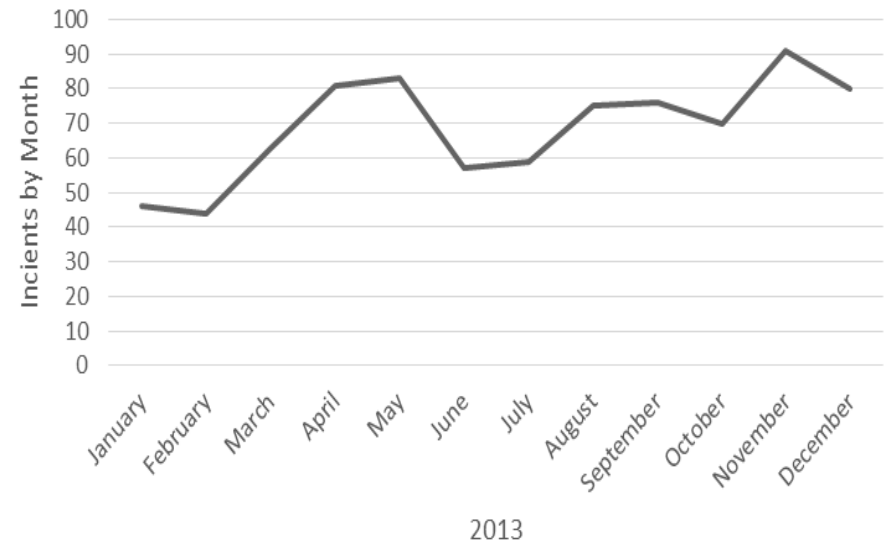
Violent Crime and Property Crime

January – December 2013

Violent Crimes - by Month



Property Crimes - by Month



Significant Efforts in Crime Prevention and Reduction

•Project 365 SE– South East Neighborhood Focused Effort to Reduce Crime

- Four Phased Approach (Enforcement, Inspection, Environmental, Restoration)
- 32 arrests, Numerous code violations found, 300 properties inspected
- 200 Volunteers removed Over 50,000 pounds of trash / debris
- 11 Teams made repairs to a number of properties and homes

•Patrol Operational Tactics

- Increased visibility and business checks
- Participation in the 2013 Great Texas Warrant Round-up

•Service and Support

- Graduation of 4th Responders
- Encouraged Neighborhood Watch
- Command Staff completion of Leadership Mineral Wells training

•Technological Advancements

- New CRIMES CAD/RMS System