


CITY OF MINERAL WELLS, TEXAS  
CANVASS TABULATION  
CITY OFFICERS (GENERAL) ELECTION  
MAY 4, 2024

CANDIDATE	WARD 1	WARD 2	WARD 3	WARD 4	TOTAL VOTES
MAYOR					
RON DAVIS	172	190	235	167	764
REGAN WALLACE JOHNSON	184	362	440	113	1,099
CITY COUNCILMEMBER WARD 1					
BRYAN SLEEMAN	174				174
JERREL TOMLIN	183				183
CITY COUNCILMEMBER WARD 3					
BETH HENARY WATSON			428		428
D.B. THOMAS			248		248

ACCEPTED BY MINERAL WELLS CITY COUNCIL THIS THE 14TH DAY OF MAY 2024

Doyle Light, Mayor Pro-Tem

Sharon McFadden, City Clerk



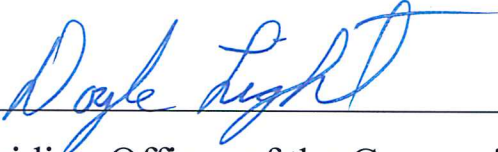
Doyle Light  
Sharon McFadden

## CANVASS OF GENERAL ELECTION

I, Doyle Light, Mayor Pro-Tem of Mineral Wells, Texas, met with the Mineral Wells City Council sitting on the canvassing board to canvass the general election of May 4, 2024, on May 14, 2024, at Mineral Wells, Texas.

I certify that the figures on the tally sheets correspond with the figures on the returns.

Witness my hand on this 14<sup>th</sup> day of May 2024,

  
\_\_\_\_\_

Presiding Officer of the Canvassing Authority





*Laura S. Watkins*  
*Elections Administrator*  
*100 S.E. 6<sup>th</sup> Ave. Suite 205*  
*Mineral Wells, TX 76067*

*Phone: 940-659-1217*

*Fax: 888-965-1548*

*May 9, 2024*

I Laura S. Watkins, Elections Administrator of Palo Pinto County Texas, I do hereby certify that these are the Official results for the City of Mineral Wells Uniform Election and the City of Mineral Wells Special Election held on May 4, 2024.

*Laura Watkins*

Laura S. Watkins  
Elections Administrator  
Palo Pinto County



## Cumulative Results Report

## PALO PINTO COUNTY, TEXAS

## Official Results

MAY 4, 2024 ELECTION RESULTS

GENERAL and SPECIAL ELECTION

Registered Voters

2780 of 0 = 0.00%

Precincts Reporting

40 of 40 = 100.00%

Run Time 7:59 AM

5/4/2024

Run Date 05/09/2024

Page 1

## Mineral Wells Independent School District Trustee, Place 1 - Vote for none or one

Choice	Party	Absentee Voting		Early Voting		Election Day Voting		Total	
Claudia Azua		18	21.69%	338	26.78%	125	24.90%	481	26.04%
Scott Aaron		37	44.58%	539	42.71%	201	40.04%	777	42.07%
Kit Sparks (Kristopher Sparks)		28	33.73%	385	30.51%	176	35.06%	589	31.89%
Cast Votes:		83	100.00%	1,262	100.00%	502	100.00%	1,847	100.00%
Undervotes:		16		158		75		249	
Overvotes:		0		0		0		0	

## City of Strawn Alderperson - Vote for none, one, two or three

Choice	Party	Absentee Voting		Early Voting		Election Day Voting		Total	
Delane Abbott		2	40.00%	16	17.98%	30	25.00%	48	22.43%
Philicia Dixon		0	0.00%	4	4.49%	8	6.67%	12	5.61%
Brenda Orsini		2	40.00%	19	21.35%	26	21.67%	47	21.96%
Aron Johnson		1	20.00%	26	29.21%	23	19.17%	50	23.36%
Tommy Lackey		0	0.00%	24	26.97%	33	27.50%	57	26.64%
Cast Votes:		5	100.00%	89	100.00%	120	100.00%	214	100.00%
Undervotes:		7		19		27		53	
Overvotes:		0		0		0		0	

## Graford Independent School District Trustee - Vote for none, one, two or three

Choice	Party	Absentee Voting		Early Voting		Election Day Voting		Total	
Megan Ragle		11	34.38%	240	30.77%	146	27.92%	397	29.74%
Tom Sikes		4	12.50%	79	10.13%	105	20.08%	188	14.08%
Eddie Laney		10	31.25%	216	27.69%	130	24.86%	356	26.67%
Ashley Stephens		7	21.88%	245	31.41%	142	27.15%	394	29.51%
Cast Votes:		32	100.00%	780	100.00%	523	100.00%	1,335	100.00%
Undervotes:		16		156		278		450	
Overvotes:		0		0		0		0	

## City of Mineral Wells Mayor - Vote for none or one

Choice	Party	Absentee Voting		Early Voting		Election Day Voting		Total	
Ron Davis		33	45.21%	500	39.37%	231	44.42%	764	41.01%
Regan Wallace Johnson		40	54.79%	770	60.63%	289	55.58%	1,099	58.99%
Cast Votes:		73	100.00%	1,270	100.00%	520	100.00%	1,863	100.00%
Undervotes:		0		12		3		15	
Overvotes:		0		0		0		0	



## Cumulative Results Report

## PALO PINTO COUNTY, TEXAS

## Official Results

MAY 4, 2024 ELECTION RESULTS

GENERAL and SPECIAL ELECTION

Registered Voters

2780 of 0 = 0.00%

Precincts Reporting

40 of 40 = 100.00%

Run Time 7:59 AM

5/4/2024

Run Date 05/09/2024

Page 2

## City of Mineral Wells Councilman, Ward 1 - Vote for none or one

Choice	Party	Absentee Voting		Early Voting		Election Day Voting		Total	
Bryan Sleeman		8	66.67%	111	49.33%	55	45.83%	174	48.74%
Jerrel Tomlin		4	33.33%	114	50.67%	65	54.17%	183	51.26%
Cast Votes:		12	100.00%	225	100.00%	120	100.00%	357	100.00%
Undervotes:		0		2		2		4	
Overvotes:		0		0		0		0	

## City of Mineral Wells Councilman, Ward 3 - Vote for none or one

Choice	Party	Absentee Voting		Early Voting		Election Day Voting		Total	
Beth Henary Watson		15	55.56%	333	67.41%	80	51.61%	428	63.31%
D.B. Thomas		12	44.44%	161	32.59%	75	48.39%	248	36.69%
Cast Votes:		27	100.00%	494	100.00%	155	100.00%	676	100.00%
Undervotes:		0		3		0		3	
Overvotes:		0		0		0		0	

## City of Mineral Wells Proposition A

Choice	Party	Absentee Voting		Early Voting		Election Day Voting		Total	
For the recall of Jerrel Tomlin		6	50.00%	100	44.25%	53	43.80%	159	44.29%
Against the recall of Jerrel Tomlin		6	50.00%	126	55.75%	68	56.20%	200	55.71%
Cast Votes:		12	100.00%	226	100.00%	121	100.00%	359	100.00%
Undervotes:		0		1		1		2	
Overvotes:		0		0		0		0	

## City of Mineral Wells Proposition B

Choice	Party	Absentee Voting		Early Voting		Election Day Voting		Total	
For the Recall of Carlos Maldonado		6	25.00%	116	31.78%	71	44.10%	193	35.89%
Against the recall of Carlos Maldonado		18	75.00%	249	68.22%	90	55.90%	357	64.91%
Cast Votes:		24	100.00%	365	100.00%	161	100.00%	550	100.00%
Undervotes:		2		5		0		7	
Overvotes:		0		0		0		0	

## Canvass Results Report

MAY 4, 2024 ELECTION RESULTS

Run Time 7:59 AM  
Run Date 05/09/2024

## PALO PINTO COUNTY, TEXAS

GENERAL and SPECIAL ELECTION

5/4/2024

Page 5

## Official Results

Registered Voters

2780 of 0 = 0.00%

Precincts Reporting

40 of 40 = 100.00%

### City of Mineral Wells Mayor - Vote for none or one

Precinct	Ron Davis	Regan Wallace Johnson	Cast Votes	Undervotes	Overvotes	Absentee Voting Ballots Cast	Early Voting Ballots Cast	Election Day Voting Ballots Cast	Total Ballots Cast	Registered Voters	Turnout Percentage
12 - W2-MWISD	0	0	0	0	0	0	0	0	0	0	0.00%
13 - W3-MWISD	0	1	1	0	0	0	0	1	1	0	0.00%
14 - W4-MWISD	0	0	0	0	0	0	0	0	0	0	0.00%
17 - W1-MWISD	62	48	110	1	0	6	79	26	111	0	0.00%
17 - W2-MWISD	0	0	0	0	0	0	0	0	0	0	0.00%
17 - W4-MWISD	6	6	12	0	0	0	7	5	12	0	0.00%
21 - W1-MWISD	27	45	72	0	0	3	42	27	72	0	0.00%
21 - W2-MWISD	51	106	157	1	0	10	107	41	158	0	0.00%
23 - W3-MWISD	0	3	3	0	0	0	2	1	3	0	0.00%
23 - W2-MWISD	130	238	368	4	0	16	243	113	372	0	0.00%
24 - W3-MWISD	28	33	61	0	0	0	45	16	61	0	0.00%
24 - W2-MWISD	7	18	25	0	0	0	19	6	25	0	0.00%
25 - W3-MWISD	9	28	37	1	0	2	24	12	38	0	0.00%
26 - W3-MWISD	5	11	16	0	0	2	11	3	16	0	0.00%
27 - W3-MWISD	192	364	556	3	0	23	415	121	559	0	0.00%
27 - W2-MWISD	0	0	0	0	0	0	0	0	0	0	0.00%
27 - W4-MWISD	1	0	1	0	0	0	1	0	1	0	0.00%
28 - W4-MWISD	69	39	108	1	0	3	69	37	109	0	0.00%
29 - W1-MWISD	83	91	174	4	0	3	106	69	178	0	0.00%
29 - W2-MWISD	2	0	2	0	0	0	1	1	2	0	0.00%

Canvass Results Report

MAY 4, 2024 ELECTION RESULTS

Run Time7:59 AM

Run Date05/09/2024

PALO PINTO COUNTY, TEXAS

GENERAL and SPECIAL ELECTION

5/4/2024

Page 6

Official Results

Registered Voters

2780 of 0 = 0.00%

Precincts Reporting

40 of 40 = 100.00%

City of Mineral Wells Mayor - Vote for none or one

Precinct	Ron Davis	Regan Wallace Johnson	Cast Votes	Undervotes	Overvotes	Absentee Voting Ballots Cast	Early Voting Ballots Cast	Election Day Voting Ballots Cast	Total Ballots Cast	Registered Voters	Turnout Percentage
30 - W3-MWISD	1	0	1	0	0	0	0	1	1	0	0.00%
30 - W4-MWISD	91	68	159	0	0	5	111	43	159	0	0.00%
Totals	764	1,099	1,863	15	0	73	1,282	523	1,878	0	0.00%



Canvass Results Report

MAY 4, 2024 ELECTION RESULTS

Run Time7:59 AM

Run Date05/09/2024

PALO PINTO COUNTY, TEXAS

GENERAL and SPECIAL ELECTION

5/4/2024  
Page 7

Official Results

Registered Voters

2780 of 0 = 0.00%

Precincts Reporting

40 of 40 = 100.00%

City of Mineral Wells Councilman, Ward 1 - Vote for none or one

Precinct	Bryan Sleeman	Jerrel Tomlin	Cast Votes	Undervotes	Overtvotes	Absentee Voting Ballots Cast	Early Voting Ballots Cast	Election Day Voting Ballots Cast	Total Ballots Cast	Registered Voters	Turnout Percentage
17 - W1-MWISD	62	48	110	1	0	6	79	26	111	0	0.00%
21 - W1-MWISD	30	42	72	0	0	3	42	27	72	0	0.00%
29 - W1-MWISD	82	93	175	3	0	3	106	69	178	0	0.00%
Totals	174	183	357	4	0	12	227	122	361	0	0.00%

Canvass Results Report

MAY 4, 2024 ELECTION RESULTS

Run Time7:59 AM

Run Date05/09/2024

PALO PINTO COUNTY, TEXAS

GENERAL and SPECIAL ELECTION

5/4/2024  
Page 8

Official Results

Registered Voters

2780 of 0 = 0.00%

Precincts Reporting

40 of 40 = 100.00%

City of Mineral Wells Councilman, Ward 3 - Vote for none or one

Precinct	Beth Henary Watson	D.B. Thomas	Cast Votes	Undervotes	Overvotes	Absentee Voting Ballots Cast	Early Voting Ballots Cast	Election Day Voting Ballots Cast	Total Ballots Cast	Registered Voters	Turnout Percentage
13 - W3-MWISD	1	0	1	0	0	0	0	1	1	0	0.00%
23 - W3-MWISD	3	0	3	0	0	0	2	1	3	0	0.00%
24 - W3-MWISD	30	31	61	0	0	0	45	16	61	0	0.00%
25 - W3-MWISD	28	9	37	1	0	2	24	12	38	0	0.00%
26 - W3-MWISD	10	6	16	0	0	2	11	3	16	0	0.00%
27 - W3-MWISD	356	201	557	2	0	23	415	121	559	0	0.00%
30 - W3-MWISD	0	1	1	0	0	0	0	1	1	0	0.00%
Totals	428	248	676	3	0	27	497	155	679	0	0.00%

CITY OF MINERAL WELLS, TEXAS  
CANVASS TABULATION  
RECALL (SPECIAL) ELECTION - PROPOSITION A  
MAY 4, 2024

CANDIDATE	FOR RECALL		AGAINST RECALL		TOTAL VOTES
WARD 1					
JERREL TOMLIN	159		200		359

TOTAL NUMBER OF BALLOTS CAST ACCORDING TO POLL LIST


WARD 1                      359



TOTAL                        359

ACCEPTED BY MINERAL WELLS CITY COUNCIL THIS THE 14TH DAY OF MAY 2024

Doyle Light, Mayor Pro-Tem

Sharon McFadden, City Clerk







*Laura S. Watkins*  
*Elections Administrator*  
*100 S.E. 6<sup>th</sup> Ave. Suite 205*  
*Mineral Wells, TX 76067*

*Phone: 940-659-1217*

*Fax: 888-965-1548*

*May 9, 2024*

I Laura S. Watkins, Elections Administrator of Palo Pinto County Texas, I do hereby certify that these are the Official results for the City of Mineral Wells Uniform Election and the City of Mineral Wells Special Election held on May 4, 2024.

*Laura Watkins*

Laura S. Watkins  
Elections Administrator  
Palo Pinto County

## Cumulative Results Report

## PALO PINTO COUNTY, TEXAS

## Official Results

MAY 4, 2024 ELECTION RESULTS

GENERAL and SPECIAL ELECTION

Registered Voters

2780 of 0 = 0.00%

Precincts Reporting

40 of 40 = 100.00%

Run Time 7:59 AM

5/4/2024

Run Date 05/09/2024

Page 2

## City of Mineral Wells Councilman, Ward 1 - Vote for none or one

Choice	Party	Absentee Voting		Early Voting		Election Day Voting		Total	
Bryan Sleeman		8	66.67%	111	49.33%	55	45.83%	174	48.74%
Jerrel Tomlin		4	33.33%	114	50.67%	65	54.17%	183	51.26%
Cast Votes:		12	100.00%	225	100.00%	120	100.00%	357	100.00%
Undervotes:		0		2		2		4	
Overvotes:		0		0		0		0	

## City of Mineral Wells Councilman, Ward 3 - Vote for none or one

Choice	Party	Absentee Voting		Early Voting		Election Day Voting		Total	
Beth Henary Watson		15	55.56%	333	67.41%	80	51.61%	428	63.31%
D.B. Thomas		12	44.44%	161	32.59%	75	48.39%	248	36.69%
Cast Votes:		27	100.00%	494	100.00%	155	100.00%	676	100.00%
Undervotes:		0		3		0		3	
Overvotes:		0		0		0		0	

## City of Mineral Wells Proposition A

Choice	Party	Absentee Voting		Early Voting		Election Day Voting		Total	
For the recall of Jerrel Tomlin		6	50.00%	100	44.25%	53	43.80%	159	44.29%
Against the recall of Jerrel Tomlin		6	50.00%	126	55.75%	68	56.20%	200	55.71%
Cast Votes:		12	100.00%	226	100.00%	121	100.00%	359	100.00%
Undervotes:		0		1		1		2	
Overvotes:		0		0		0		0	

## City of Mineral Wells Proposition B

Choice	Party	Absentee Voting		Early Voting		Election Day Voting		Total	
For the Recall of Carlos Maldonado		6	25.00%	116	31.78%	71	44.10%	193	35.09%
Against the recall of Carlos Maldonado		18	75.00%	249	68.22%	90	55.90%	357	64.91%
Cast Votes:		24	100.00%	365	100.00%	161	100.00%	550	100.00%
Undervotes:		2		5		0		7	
Overvotes:		0		0		0		0	

Canvass Results Report

MAY 4, 2024 ELECTION RESULTS

Run Time7:59 AM

Run Date05/09/2024

PALO PINTO COUNTY, TEXAS

GENERAL and SPECIAL ELECTION

5/4/2024

Page 9

Official Results

Registered Voters

2780 of 0 = 0.00%

Precincts Reporting

40 of 40 = 100.00%

City of Mineral Wells Proposition A

Precinct	For the recall of Jerrel Tomlin	Against the recall of Jerrel Tomlin	Cast Votes	Undervotes	Overvotes	Absentee Voting Ballots Cast	Early Voting Ballots Cast	Election Day Voting Ballots Cast	Total Ballots Cast	Registered Voters	Turnout Percentage
17 - W1-MWISD	56	55	111	0	0	6	79	26	111	0	0.00%
21 - W1-MWISD	27	45	72	0	0	3	42	27	72	0	0.00%
29 - W1-MWISD	76	100	176	2	0	3	106	69	178	0	0.00%
Totals	159	200	359	2	0	12	227	122	361	0	0.00%



CITY OF MINERAL WELLS, TEXAS  
CANVASS TABULATION  
RECALL (SPECIAL) ELECTION - PROPOSITION B  
MAY 4, 2024

CANDIDATE	FOR RECALL		AGAINST RECALL		TOTAL VOTES
WARD 2					
CARLOS MALDONADO	193		357		550

TOTAL NUMBER OF BALLOTS CAST ACCORDING TO POLL LIST

WARD 2                      550



TOTAL                        550

ACCEPTED BY MINERAL WELLS CITY COUNCIL THIS THE 14TH DAY OF MAY 2024

Doyle Light, Mayor Pro-Tem

Sharon McFadden, City Clerk





*Laura S. Watkins*  
*Elections Administrator*  
*100 S.E. 6<sup>th</sup> Ave. Suite 205*  
*Mineral Wells, TX 76067*

*Phone: 940-659-1217*

*Fax: 888-965-1548*

*May 9, 2024*

I Laura S. Watkins, Elections Administrator of Palo Pinto County Texas, I do hereby certify that these are the Official results for the City of Mineral Wells Uniform Election and the City of Mineral Wells Special Election held on May 4, 2024.

*Laura Watkins*

Laura S. Watkins  
Elections Administrator  
Palo Pinto County

# Cumulative Results Report

MAY 4, 2024 ELECTION RESULTS

Run Time 7:59 AM  
Run Date 05/09/2024

## PALO PINTO COUNTY, TEXAS

### GENERAL and SPECIAL ELECTION

5/4/2024

Page 2

## Official Results

Registered Voters

2780 of 0 = 0.00%

Precincts Reporting

40 of 40 = 100.00%

#### City of Mineral Wells Councilman, Ward 1 - Vote for none or one

Choice	Party	Absentee Voting		Early Voting		Election Day Voting		Total	
Bryan Sleeman		8	66.67%	111	49.33%	55	45.83%	174	48.74%
Jerrel Tomlin		4	33.33%	114	50.67%	65	54.17%	183	51.26%
Cast Votes:		12	100.00%	225	100.00%	120	100.00%	357	100.00%
Undervotes:		0		2		2		4	
Overvotes:		0		0		0		0	

#### City of Mineral Wells Councilman, Ward 3 - Vote for none or one

Choice	Party	Absentee Voting		Early Voting		Election Day Voting		Total	
Beth Henary Watson		15	55.56%	333	67.41%	80	51.61%	428	63.31%
D.B. Thomas		12	44.44%	161	32.59%	75	48.39%	248	36.69%
Cast Votes:		27	100.00%	494	100.00%	155	100.00%	676	100.00%
Undervotes:		0		3		0		3	
Overvotes:		0		0		0		0	

#### City of Mineral Wells Proposition A

Choice	Party	Absentee Voting		Early Voting		Election Day Voting		Total	
For the recall of Jerrel Tomlin		6	50.00%	100	44.25%	53	43.80%	159	44.29%
Against the recall of Jerrel Tomlin		6	50.00%	126	55.75%	68	56.20%	200	55.71%
Cast Votes:		12	100.00%	226	100.00%	121	100.00%	359	100.00%
Undervotes:		0		1		1		2	
Overvotes:		0		0		0		0	

#### City of Mineral Wells Proposition B

Choice	Party	Absentee Voting		Early Voting		Election Day Voting		Total	
For the Recall of Carlos Maldonado		6	25.00%	116	31.78%	71	44.10%	193	35.09%
Against the recall of Carlos Maldonado		18	75.00%	249	68.22%	90	55.90%	357	64.91%
Cast Votes:		24	100.00%	365	100.00%	161	100.00%	550	100.00%
Undervotes:		2		5		0		7	
Overvotes:		0		0		0		0	



Canvass Results Report

MAY 4, 2024 ELECTION RESULTS

Run Time7:59 AM

Run Date05/09/2024

PALO PINTO COUNTY, TEXAS

GENERAL and SPECIAL ELECTION

5/4/2024  
Page 10

Official Results

Registered Voters

2780 of 0 = 0.00%

Precincts Reporting

40 of 40 = 100.00%

City of Mineral Wells Proposition B

Precinct	For the Recall of Carlos Maldonado	Against the recall of Carlos Maldonado	Cast Votes	Undervotes	Overvotes	Absentee Voting Ballots Cast	Early Voting Ballots Cast	Election Day Voting Ballots Cast	Total Ballots Cast	Registered Voters	Turnout Percentage
12 - W2-MWISD	0	0	0	0	0	0	0	0	0	0	0.00%
17 - W2-MWISD	0	0	0	0	0	0	0	0	0	0	0.00%
21 - W2-MWISD	55	98	153	5	0	10	107	41	158	0	0.00%
23 - W2-MWISD	129	241	370	2	0	16	243	113	372	0	0.00%
24 - W2-MWISD	7	18	25	0	0	0	19	6	25	0	0.00%
27 - W2-MWISD	0	0	0	0	0	0	0	0	0	0	0.00%
29 - W2-MWISD	2	0	2	0	0	0	1	1	2	0	0.00%
Totals	193	357	550	7	0	26	370	161	557	0	0.00%

CITY OF MINERAL WELLS, TEXAS  
CANVASS TABULATION  
RECALL (SPECIAL) ELECTION - PROPOSITION C  
MAY 4, 2024

CANDIDATE	FOR RECALL		AGAINST RECALL		TOTAL VOTES
WARD 4					
DOYLE LIGHT	169		109		278

TOTAL NUMBER OF BALLOTS CAST ACCORDING TO POLL LIST-WARD 4


WARD 4                      278

TOTAL                        278

ACCEPTED BY MINERAL WELLS CITY COUNCIL THIS THE 14TH DAY OF MAY 2024

Doyle Light, Mayor Pro-Tem

Sharon McFadden, City Clerk



Doyle Light  
Sharon McFadden



*Laura S. Watkins*  
*Elections Administrator*  
*100 S.E. 6<sup>th</sup> Ave. Suite 205*  
*Mineral Wells, TX 76067*

*Phone: 940-659-1217*

*Fax: 888-965-1548*

*May 9, 2024*

I Laura S. Watkins, Elections Administrator of Palo Pinto County Texas, I do hereby certify that these are the Official results for the City of Mineral Wells Uniform Election and the City of Mineral Wells Special Election held on May 4, 2024.

*Laura Watkins*

Laura S. Watkins  
Elections Administrator  
Palo Pinto County



## Cumulative Results Report

## PALO PINTO COUNTY, TEXAS

## Official Results

MAY 4, 2024 ELECTION RESULTS

GENERAL and SPECIAL ELECTION

Registered Voters

2780 of 0 = 0.00%

Precincts Reporting

40 of 40 = 100.00%

Run Time 7:59 AM

5/4/2024

Run Date 05/09/2024

Page 3

## City of Mineral Wells Proposition C

Choice	Party	Absentee Voting		Early Voting		Election Day Voting		Total	
For the recall of Doyle Light		6	75.00%	113	60.43%	50	60.24%	169	60.79%
Against the recall of Doyle Light		2	25.00%	74	39.57%	33	39.76%	109	39.21%
Cast Votes:		8	100.00%	187	100.00%	83	100.00%	278	100.00%
Undervotes:		0		1		2		3	
Overvotes:		0		0		0		0	

## City of Mineral Wells Proposition D

Choice	Party	Absentee Voting		Early Voting		Election Day Voting		Total	
For		53	77.94%	933	75.92%	329	66.60%	1,315	73.42%
Against		15	22.06%	296	24.08%	165	33.40%	476	26.58%
Cast Votes:		68	100.00%	1,229	100.00%	494	100.00%	1,791	100.00%
Undervotes:		5		53		29		87	
Overvotes:		0		0		0		0	

## City of Mineral Wells Proposition E

Choice	Party	Absentee Voting		Early Voting		Election Day Voting		Total	
For		51	75.00%	951	78.47%	357	72.56%	1,359	76.69%
Against		17	25.00%	261	21.53%	135	27.44%	413	23.31%
Cast Votes:		68	100.00%	1,212	100.00%	492	100.00%	1,772	100.00%
Undervotes:		5		70		31		106	
Overvotes:		0		0		0		0	

## City of Mineral Wells Proposition F

Choice	Party	Absentee Voting		Early Voting		Election Day Voting		Total	
For		52	75.36%	926	77.17%	358	72.62%	1,336	75.82%
Against		17	24.64%	274	22.83%	135	27.38%	426	24.18%
Cast Votes:		69	100.00%	1,200	100.00%	493	100.00%	1,762	100.00%
Undervotes:		4		82		30		116	
Overvotes:		0		0		0		0	

Canvass Results Report

MAY 4, 2024 ELECTION RESULTS

Run Time7:59 AM

Run Date05/09/2024

PALO PINTO COUNTY, TEXAS

GENERAL and SPECIAL ELECTION

5/4/2024

Page 11

Official Results

Registered Voters

2780 of 0 = 0.00%

Precincts Reporting

40 of 40 = 100.00%

City of Mineral Wells Proposition C

Precinct	For the recall of Doyle Light	Against the recall of Doyle Light	Cast Votes	Undervotes	Overvotes	Absentee Voting Ballots Cast	Early Voting Ballots Cast	Election Day Voting Ballots Cast	Total Ballots Cast	Registered Voters	Turnout Percentage
14 - W4-MWISD	0	0	0	0	0	0	0	0	0	0	0.00%
17 - W4-MWISD	6	6	12	0	0	0	7	5	12	0	0.00%
27 - W4-MWISD	1	0	1	0	0	0	1	0	1	0	0.00%
28 - W4-MWISD	72	36	108	1	0	3	69	37	109	0	0.00%
30 - W4-MWISD	90	67	157	2	0	5	111	43	159	0	0.00%
Totals	169	109	278	3	0	8	188	85	281	0	0.00%

**CITY OF MINERAL WELLS, TEXAS  
CANVASS TABULATION  
CHARTER AMENDMENTS (SPECIAL) ELECTION  
MAY 4, 2024**

<b>CHARTER AMENDMENT – PROPOSITION D</b>					
<b>Shall Article II, Section 19 of the Charter of the City of Mineral Wells be amended to update the name of the Mineral Wells Municipal Court to “Municipal Court” instead of the term “Corporation Court”?</b>					
	<b>WARD 1</b>	<b>WARD 2</b>	<b>WARD 3</b>	<b>WARD 4</b>	<b>TOTAL VOTES</b>
<b>FOR</b>	<b>245</b>	<b>381</b>	<b>511</b>	<b>178</b>	<b>1,315</b>
<b>AGAINST</b>	<b>101</b>	<b>152</b>	<b>129</b>	<b>94</b>	<b>476</b>
<b>TOTAL</b>	<b>346</b>	<b>533</b>	<b>640</b>	<b>272</b>	<b>1,791</b>

<b>CHARTER AMENDMENT – PROPOSITION E</b>					
<b>Shall Article VII, Section 74 of the Charter of the City of Mineral Wells be amended to require the City to comply with the laws of the State of Texas regarding procurement and selling real and personal property owned by the City?</b>					
	<b>WARD 1</b>	<b>WARD 2</b>	<b>WARD 3</b>	<b>WARD 4</b>	<b>TOTAL VOTES</b>
<b>FOR</b>	<b>250</b>	<b>406</b>	<b>519</b>	<b>184</b>	<b>1,359</b>
<b>AGAINST</b>	<b>94</b>	<b>121</b>	<b>115</b>	<b>83</b>	<b>413</b>
<b>TOTAL</b>	<b>344</b>	<b>527</b>	<b>634</b>	<b>267</b>	<b>1,772</b>

<b>CHARTER AMENDMENT – PROPOSITION F</b>					
<b>Shall Article VII, Section 75 of the Charter of the City of Mineral Wells be amended to require that the City comply with the laws of the State of Texas in making expenditures of City money according to a City Council approved purchasing policy?</b>					
	<b>WARD 1</b>	<b>WARD 2</b>	<b>WARD 3</b>	<b>WARD 4</b>	<b>TOTAL VOTES</b>
<b>FOR</b>	<b>254</b>	<b>394</b>	<b>505</b>	<b>183</b>	<b>1,336</b>
<b>AGAINST</b>	<b>86</b>	<b>132</b>	<b>122</b>	<b>86</b>	<b>426</b>
<b>TOTAL</b>	<b>340</b>	<b>526</b>	<b>627</b>	<b>269</b>	<b>1,762</b>



<b>CHARTER AMENDMENT – PROPOSITION G</b>					
<b>Shall Article VII, Section 76 of the Charter of the City of Mineral Wells be amended to require the City to comply with the laws of the State of Texas in contracting for improvements?</b>					
	<b>WARD 1</b>	<b>WARD 2</b>	<b>WARD 3</b>	<b>WARD 4</b>	<b>TOTAL VOTES</b>
<b>FOR</b>	268	415	513	188	1,384
<b>AGAINST</b>	80	119	115	80	394
<b>TOTAL</b>	348	534	628	268	1,778

<b>CHARTER AMENDMENT – PROPOSITION H</b>					
<b>Shall Article IX, Section 92 of the Charter of the City of Mineral Wells be amended to require that the regular election of City Council Members be held on a uniform election day as required by State law?</b>					
	<b>WARD 1</b>	<b>WARD 2</b>	<b>WARD 3</b>	<b>WARD 4</b>	<b>TOTAL VOTES</b>
<b>FOR</b>	272	432	514	192	1,410
<b>AGAINST</b>	76	101	119	73	369
<b>TOTAL</b>	348	533	633	265	1,779

<b>CHARTER AMENDMENT – PROPOSITION I</b>					
<b>Shall Article X, Section 107 of the Charter of the City of Mineral Wells be amended to require that an election for an initiative or referendum petition be held on a uniform election day as required by State law?</b>					
	<b>WARD 1</b>	<b>WARD 2</b>	<b>WARD 3</b>	<b>WARD 4</b>	<b>TOTAL VOTES</b>
<b>FOR</b>	258	406	483	185	1,322
<b>AGAINST</b>	81	112	135	77	405
<b>TOTAL</b>	339	518	618	262	1,737


CHARTER AMENDMENT – PROPOSITION J					
Shall Article X, Section 114 of the Charter of the City of Mineral Wells be amended to require that an election for a recall petition be held on a uniform election day as required by State law?					
	WARD 1	WARD 2	WARD 3	WARD 4	TOTAL VOTES
FOR	241	396	460	170	1,267
AGAINST	100	129	166	88	483
TOTAL	341	525	626	258	1,750


ACCEPTED BY THE MINERAL WELLS CITY COUNCIL ON THIS THE 14<sup>TH</sup> DAY OF MAY 2024.

Doyle Light, Mayor Pro-Tem



Sharon McFadden, City Clerk







*Laura S. Watkins*  
*Elections Administrator*  
*100 S.E. 6<sup>th</sup> Ave. Suite 205*  
*Mineral Wells, TX 76067*

*Phone: 940-659-1217*

*Fax: 888-965-1548*

*May 9, 2024*

I Laura S. Watkins, Elections Administrator of Palo Pinto County Texas, I do hereby certify that these are the Official results for the City of Mineral Wells Uniform Election and the City of Mineral Wells Special Election held on May 4, 2024.

*Laura Watkins*

Laura S. Watkins  
Elections Administrator  
Palo Pinto County



## Cumulative Results Report

MAY 4, 2024 ELECTION RESULTS

Run Time 7:59 AM  
Run Date 05/09/2024

## PALO PINTO COUNTY, TEXAS

## GENERAL and SPECIAL ELECTION

5/4/2024

Page 3

## Official Results

Registered Voters

2780 of 0 = 0.00%

Precincts Reporting

40 of 40 = 100.00%

## City of Mineral Wells Proposition C

Choice	Party	Absentee Voting		Early Voting		Election Day Voting		Total	
For the recall of Doyle Light		6	75.00%	113	60.43%	50	60.24%	169	60.79%
Against the recall of Doyle Light		2	25.00%	74	39.57%	33	39.76%	109	39.21%
Cast Votes:		8	100.00%	187	100.00%	83	100.00%	278	100.00%
Undervotes:		0		1		2		3	
Overvotes:		0		0		0		0	

## City of Mineral Wells Proposition D

Choice	Party	Absentee Voting		Early Voting		Election Day Voting		Total	
For		53	77.94%	933	75.92%	329	66.60%	1,315	73.42%
Against		15	22.06%	296	24.08%	165	33.40%	476	26.58%
Cast Votes:		68	100.00%	1,229	100.00%	494	100.00%	1,791	100.00%
Undervotes:		5		53		29		87	
Overvotes:		0		0		0		0	

## City of Mineral Wells Proposition E

Choice	Party	Absentee Voting		Early Voting		Election Day Voting		Total	
For		51	75.00%	951	78.47%	357	72.56%	1,359	76.69%
Against		17	25.00%	261	21.53%	135	27.44%	413	23.31%
Cast Votes:		68	100.00%	1,212	100.00%	492	100.00%	1,772	100.00%
Undervotes:		5		70		31		106	
Overvotes:		0		0		0		0	

## City of Mineral Wells Proposition F

Choice	Party	Absentee Voting		Early Voting		Election Day Voting		Total	
For		52	75.36%	926	77.17%	358	72.62%	1,336	75.82%
Against		17	24.64%	274	22.83%	135	27.38%	426	24.18%
Cast Votes:		69	100.00%	1,200	100.00%	493	100.00%	1,762	100.00%
Undervotes:		4		82		30		116	
Overvotes:		0		0		0		0	

## Cumulative Results Report

## PALO PINTO COUNTY, TEXAS

## Official Results

MAY 4, 2024 ELECTION RESULTS

GENERAL and SPECIAL ELECTION

Registered Voters

2780 of 0 = 0.00%

Precincts Reporting

40 of 40 = 100.00%

Run Time 7:59 AM

5/4/2024

Run Date 05/09/2024

Page 4

## City of Mineral Wells Proposition G

Choice	Party	Absentee Voting		Early Voting		Election Day Voting		Total	
For		50	72.46%	967	79.59%	367	74.29%	1,384	77.84%
Against		19	27.54%	248	20.41%	127	25.71%	394	22.16%
Cast Votes:		69	100.00%	1,215	100.00%	494	100.00%	1,778	100.00%
Undervotes:		4		67		29		100	
Overvotes:		0		0		0		0	

## City of Mineral Wells Proposition H

Choice	Party	Absentee Voting		Early Voting		Election Day Voting		Total	
For		54	79.41%	971	79.98%	385	77.46%	1,410	79.26%
Against		14	20.59%	243	20.02%	112	22.54%	369	20.74%
Cast Votes:		68	100.00%	1,214	100.00%	497	100.00%	1,779	100.00%
Undervotes:		5		68		26		99	
Overvotes:		0		0		0		0	

## City of Mineral Wells Proposition I

Choice	Party	Absentee Voting		Early Voting		Election Day Voting		Total	
For		54	79.41%	923	77.96%	355	73.20%	1,332	76.68%
Against		14	20.59%	261	22.04%	130	26.80%	405	23.32%
Cast Votes:		68	100.00%	1,184	100.00%	485	100.00%	1,737	100.00%
Undervotes:		5		98		38		141	
Overvotes:		0		0		0		0	

## City of Mineral Wells Proposition J

Choice	Party	Absentee Voting		Early Voting		Election Day Voting		Total	
For		47	69.12%	881	73.48%	341	70.31%	1,269	72.43%
Against		21	30.88%	318	26.52%	144	29.69%	483	27.57%
Cast Votes:		68	100.00%	1,199	100.00%	485	100.00%	1,752	100.00%
Undervotes:		5		83		38		126	
Overvotes:		0		0		0		0	



## Canvass Results Report

MAY 4, 2024 ELECTION RESULTS

Run Time 7:59 AM  
Run Date 05/09/2024

## PALO PINTO COUNTY, TEXAS

GENERAL and SPECIAL ELECTION

5/4/2024

Page 12

## Official Results

Registered Voters

2780 of 0 = 0.00%

Precincts Reporting

40 of 40 = 100.00%

### City of Mineral Wells Proposition D

Precinct	For	Against	Cast Votes	Undervotes	Overvotes	Absentee Voting Ballots Cast	Early Voting Ballots Cast	Election Day Voting Ballots Cast	Total Ballots Cast	Registered Voters	Turnout Percentage
12 - W2-MWISD	0	0	0	0	0	0	0	0	0	0	0.00%
13 - W3-MWISD	1	0	1	0	0	0	0	1	1	0	0.00%
14 - W4-MWISD	0	0	0	0	0	0	0	0	0	0	0.00%
17 - W1-MWISD	76	34	110	1	0	6	79	26	111	0	0.00%
17 - W2-MWISD	0	0	0	0	0	0	0	0	0	0	0.00%
17 - W4-MWISD	6	6	12	0	0	0	7	5	12	0	0.00%
21 - W1-MWISD	49	22	71	1	0	3	42	27	72	0	0.00%
21 - W2-MWISD	108	42	150	8	0	10	107	41	158	0	0.00%
23 - W3-MWISD	3	0	3	0	0	0	2	1	3	0	0.00%
23 - W2-MWISD	250	106	356	16	0	16	243	113	372	0	0.00%
24 - W3-MWISD	44	14	58	3	0	0	45	16	61	0	0.00%
24 - W2-MWISD	21	4	25	0	0	0	19	6	25	0	0.00%
25 - W3-MWISD	32	4	36	2	0	2	24	12	38	0	0.00%
26 - W3-MWISD	12	4	16	0	0	2	11	3	16	0	0.00%
27 - W3-MWISD	418	107	525	34	0	23	415	121	559	0	0.00%
27 - W2-MWISD	0	0	0	0	0	0	0	0	0	0	0.00%
27 - W4-MWISD	0	0	0	1	0	0	1	0	1	0	0.00%
28 - W4-MWISD	67	41	108	1	0	3	69	37	109	0	0.00%
29 - W1-MWISD	120	45	165	13	0	3	106	69	178	0	0.00%
29 - W2-MWISD	2	0	2	0	0	0	1	1	2	0	0.00%



Canvass Results Report

MAY 4, 2024 ELECTION RESULTS

Run Time7:59 AM

Run Date05/09/2024

PALO PINTO COUNTY, TEXAS

GENERAL and SPECIAL ELECTION

5/4/2024  
Page 13

Official Results

Registered Voters

2780 of 0 = 0.00%

Precincts Reporting

40 of 40 = 100.00%

City of Mineral Wells Proposition D

Precinct	For	Against	Cast Votes	Undervotes	Overvotes	Absentee Voting Ballots Cast	Early Voting Ballots Cast	Election Day Voting Ballots Cast	Total Ballots Cast	Registered Voters	Turnout Percentage
30 - W3-MWISD	1	0	1	0	0	0	0	1	1	0	0.00%
30 - W4-MWISD	105	47	152	7	0	5	111	43	159	0	0.00%
Totals	1,315	476	1,791	87	0	73	1,282	523	1,878	0	0.00%

Canvass Results Report

MAY 4, 2024 ELECTION RESULTS

Run Time7:59 AM

Run Date05/09/2024

PALO PINTO COUNTY, TEXAS

GENERAL and SPECIAL ELECTION

5/4/2024

Official Results

Registered Voters

2780 of 0 = 0.00%

Precincts Reporting

40 of 40 = 100.00%

City of Mineral Wells Proposition E

Precinct	For	Against	Cast Votes	Undervotes	Overvotes	Absentee Voting Ballots Cast	Early Voting Ballots Cast	Election Day Voting Ballots Cast	Total Ballots Cast	Registered Voters	Turnout Percentage
12 - W2-MWISD	0	0	0	0	0	0	0	0	0	0	0.00%
13 - W3-MWISD	1	0	1	0	0	0	0	1	1	0	0.00%
14 - W4-MWISD	0	0	0	0	0	0	0	0	0	0	0.00%
17 - W1-MWISD	70	38	108	3	0	6	79	26	111	0	0.00%
17 - W2-MWISD	0	0	0	0	0	0	0	0	0	0	0.00%
17 - W4-MWISD	6	6	12	0	0	0	7	5	12	0	0.00%
21 - W1-MWISD	54	17	71	1	0	3	42	27	72	0	0.00%
21 - W2-MWISD	115	35	150	8	0	10	107	41	158	0	0.00%
23 - W3-MWISD	3	0	3	0	0	0	2	1	3	0	0.00%
23 - W2-MWISD	272	79	351	21	0	16	243	113	372	0	0.00%
24 - W3-MWISD	43	12	55	6	0	0	45	16	61	0	0.00%
24 - W2-MWISD	17	7	24	1	0	0	19	6	25	0	0.00%
25 - W3-MWISD	34	2	36	2	0	2	24	12	38	0	0.00%
26 - W3-MWISD	13	3	16	0	0	2	11	3	16	0	0.00%
27 - W3-MWISD	425	98	523	36	0	23	415	121	559	0	0.00%
27 - W2-MWISD	0	0	0	0	0	0	0	0	0	0	0.00%
27 - W4-MWISD	0	0	0	1	0	0	1	0	1	0	0.00%
28 - W4-MWISD	71	34	105	4	0	3	69	37	109	0	0.00%
29 - W1-MWISD	126	39	165	13	0	3	106	69	178	0	0.00%
29 - W2-MWISD	2	0	2	0	0	0	1	1	2	0	0.00%

Canvass Results Report

MAY 4, 2024 ELECTION RESULTS

Run Time7:59 AM

Run Date05/09/2024

PALO PINTO COUNTY, TEXAS

GENERAL and SPECIAL ELECTION

5/4/2024  
Page 15

Official Results

Registered Voters

2780 of 0 = 0.00%

Precincts Reporting

40 of 40 = 100.00%

City of Mineral Wells Proposition E

Precinct	For	Against	Cast Votes	Undervotes	Overvotes	Absentee Voting Ballots Cast	Early Voting Ballots Cast	Election Day Voting Ballots Cast	Total Ballots Cast	Registered Voters	Turnout Percentage
30 - W3-MWISD	0	0	0	1	0	0	0	1	1	0	0.00%
30 - W4-MWISD	107	43	150	9	0	5	111	43	159	0	0.00%
Totals	1,359	413	1,772	106	0	73	1,282	523	1,878	0	0.00%



# Canvass Results Report

MAY 4, 2024 ELECTION RESULTS

Run Time 7:59 AM  
Run Date 05/09/2024

## PALO PINTO COUNTY, TEXAS

GENERAL and SPECIAL ELECTION

5/4/2024

Page 16

## Official Results

Registered Voters

2780 of 0 = 0.00%

Precincts Reporting

40 of 40 = 100.00%

### City of Mineral Wells Proposition F

Precinct	For	Against	Cast Votes	Undervotes	Overvotes	Absentee Voting Ballots Cast	Early Voting Ballots Cast	Election Day Voting Ballots Cast	Total Ballots Cast	Registered Voters	Turnout Percentage
12 - W2-MWISD	0	0	0	0	0	0	0	0	0	0	0.00%
13 - W3-MWISD	1	0	1	0	0	0	0	1	1	0	0.00%
14 - W4-MWISD	0	0	0	0	0	0	0	0	0	0	0.00%
17 - W1-MWISD	69	36	105	6	0	6	79	26	111	0	0.00%
17 - W2-MWISD	0	0	0	0	0	0	0	0	0	0	0.00%
17 - W4-MWISD	6	6	12	0	0	0	7	5	12	0	0.00%
21 - W1-MWISD	57	14	71	1	0	3	42	27	72	0	0.00%
21 - W2-MWISD	115	35	150	8	0	10	107	41	158	0	0.00%
23 - W3-MWISD	3	0	3	0	0	0	2	1	3	0	0.00%
23 - W2-MWISD	261	89	350	22	0	16	243	113	372	0	0.00%
24 - W3-MWISD	45	12	57	4	0	0	45	16	61	0	0.00%
24 - W2-MWISD	16	8	24	1	0	0	19	6	25	0	0.00%
25 - W3-MWISD	28	5	33	5	0	2	24	12	38	0	0.00%
26 - W3-MWISD	12	4	16	0	0	2	11	3	16	0	0.00%
27 - W3-MWISD	416	101	517	42	0	23	415	121	559	0	0.00%
27 - W2-MWISD	0	0	0	0	0	0	0	0	0	0	0.00%
27 - W4-MWISD	0	0	0	1	0	0	1	0	1	0	0.00%
28 - W4-MWISD	73	34	107	2	0	3	69	37	109	0	0.00%
29 - W1-MWISD	128	36	164	14	0	3	106	69	178	0	0.00%
29 - W2-MWISD	2	0	2	0	0	0	1	1	2	0	0.00%

Canvass Results Report

MAY 4, 2024 ELECTION RESULTS

Run Time7:59 AM

Run Date05/09/2024

PALO PINTO COUNTY, TEXAS

GENERAL and SPECIAL ELECTION

5/4/2024

Official Results

Registered Voters

2780 of 0 = 0.00%

Precincts Reporting

40 of 40 = 100.00%

City of Mineral Wells Proposition F

Precinct	For	Against	Cast Votes	Undervotes	Overvotes	Absentee Voting Ballots Cast	Early Voting Ballots Cast	Election Day Voting Ballots Cast	Total Ballots Cast	Registered Voters	Turnout Percentage
30 - W3-MWISD	0	0	0	1	0	0	0	1	1	0	0.00%
30 - W4-MWISD	104	46	150	9	0	5	111	43	159	0	0.00%
Totals	1,336	426	1,762	116	0	73	1,282	523	1,878	0	0.00%

## Canvass Results Report

MAY 4, 2024 ELECTION RESULTS

Run Time 7:59 AM  
Run Date 05/09/2024

## PALO PINTO COUNTY, TEXAS

GENERAL and SPECIAL ELECTION

5/4/2024

Page 18

## Official Results

Registered Voters

2780 of 0 = 0.00%

Precincts Reporting

40 of 40 = 100.00%

### City of Mineral Wells Proposition G

Precinct	For	Against	Cast Votes	Undervotes	Overvotes	Absentee Voting Ballots Cast	Early Voting Ballots Cast	Election Day Voting Ballots Cast	Total Ballots Cast	Registered Voters	Turnout Percentage
12 - W2-MWISD	0	0	0	0	0	0	0	0	0	0	0.00%
13 - W3-MWISD	1	0	1	0	0	0	0	1	1	0	0.00%
14 - W4-MWISD	0	0	0	0	0	0	0	0	0	0	0.00%
17 - W1-MWISD	78	31	109	2	0	6	79	26	111	0	0.00%
17 - W2-MWISD	0	0	0	0	0	0	0	0	0	0	0.00%
17 - W4-MWISD	8	4	12	0	0	0	7	5	12	0	0.00%
21 - W1-MWISD	56	14	70	2	0	3	42	27	72	0	0.00%
21 - W2-MWISD	121	29	150	8	0	10	107	41	158	0	0.00%
23 - W3-MWISD	3	0	3	0	0	0	2	1	3	0	0.00%
23 - W2-MWISD	274	83	357	15	0	16	243	113	372	0	0.00%
24 - W3-MWISD	43	13	56	5	0	0	45	16	61	0	0.00%
24 - W2-MWISD	18	7	25	0	0	0	19	6	25	0	0.00%
25 - W3-MWISD	28	4	32	6	0	2	24	12	38	0	0.00%
26 - W3-MWISD	12	4	16	0	0	2	11	3	16	0	0.00%
27 - W3-MWISD	426	94	520	39	0	23	415	121	559	0	0.00%
27 - W2-MWISD	0	0	0	0	0	0	0	0	0	0	0.00%
27 - W4-MWISD	0	0	0	1	0	0	1	0	1	0	0.00%
28 - W4-MWISD	77	29	106	3	0	3	69	37	109	0	0.00%
29 - W1-MWISD	134	35	169	9	0	3	106	69	178	0	0.00%
29 - W2-MWISD	2	0	2	0	0	0	1	1	2	0	0.00%



Canvass Results Report

MAY 4, 2024 ELECTION RESULTS

Run Time7:59 AM

Run Date05/09/2024

PALO PINTO COUNTY, TEXAS

GENERAL and SPECIAL ELECTION

5/4/2024  
Page 19

Official Results

Registered Voters

2780 of 0 = 0.00%

Precincts Reporting

40 of 40 = 100.00%

City of Mineral Wells Proposition G

Precinct	For	Against	Cast Votes	Undervotes	Overvotes	Absentee Voting Ballots Cast	Early Voting Ballots Cast	Election Day Voting Ballots Cast	Total Ballots Cast	Registered Voters	Turnout Percentage
30 - W3-MWISD	0	0	0	1	0	0	0	1	1	0	0.00%
30 - W4-MWISD	103	47	150	9	0	5	111	43	159	0	0.00%
Totals	1,384	394	1,778	100	0	73	1,282	523	1,878	0	0.00%

Canvass Results Report

MAY 4, 2024 ELECTION RESULTS

Run Time7:59 AM

Run Date05/09/2024

PALO PINTO COUNTY, TEXAS

GENERAL and SPECIAL ELECTION

5/4/2024  
 Page 20

Official Results

Registered Voters

2780 of 0 = 0.00%

Precincts Reporting

40 of 40 = 100.00%

City of Mineral Wells Proposition H

Precinct	For	Against	Cast Votes	Undervotes	Overvotes	Absentee Voting Ballots Cast	Early Voting Ballots Cast	Election Day Voting Ballots Cast	Total Ballots Cast	Registered Voters	Turnout Percentage
12 - W2-MWISD	0	0	0	0	0	0	0	0	0	0	0.00%
13 - W3-MWISD	1	0	1	0	0	0	0	1	1	0	0.00%
14 - W4-MWISD	0	0	0	0	0	0	0	0	0	0	0.00%
17 - W1-MWISD	84	24	108	3	0	6	79	26	111	0	0.00%
17 - W2-MWISD	0	0	0	0	0	0	0	0	0	0	0.00%
17 - W4-MWISD	7	4	11	1	0	0	7	5	12	0	0.00%
21 - W1-MWISD	55	15	70	2	0	3	42	27	72	0	0.00%
21 - W2-MWISD	125	26	151	7	0	10	107	41	158	0	0.00%
23 - W3-MWISD	3	0	3	0	0	0	2	1	3	0	0.00%
23 - W2-MWISD	286	69	355	17	0	16	243	113	372	0	0.00%
24 - W3-MWISD	48	10	58	3	0	0	45	16	61	0	0.00%
24 - W2-MWISD	19	6	25	0	0	0	19	6	25	0	0.00%
25 - W3-MWISD	30	4	34	4	0	2	24	12	38	0	0.00%
26 - W3-MWISD	11	5	16	0	0	2	11	3	16	0	0.00%
27 - W3-MWISD	420	100	520	39	0	23	415	121	559	0	0.00%
27 - W2-MWISD	0	0	0	0	0	0	0	0	0	0	0.00%
27 - W4-MWISD	0	0	0	1	0	0	1	0	1	0	0.00%
28 - W4-MWISD	78	26	104	5	0	3	69	37	109	0	0.00%
29 - W1-MWISD	133	37	170	8	0	3	106	69	178	0	0.00%
29 - W2-MWISD	2	0	2	0	0	0	1	1	2	0	0.00%

Canvass Results Report

MAY 4, 2024 ELECTION RESULTS

Run Time7:59 AM

Run Date05/09/2024

PALO PINTO COUNTY, TEXAS

GENERAL and SPECIAL ELECTION

5/4/2024  
Page 21

Official Results

Registered Voters

2780 of 0 = 0.00%

Precincts Reporting

40 of 40 = 100.00%

City of Mineral Wells Proposition H

Precinct	For	Against	Cast Votes	Undervotes	Overvotes	Absentee Voting Ballots Cast	Early Voting Ballots Cast	Election Day Voting Ballots Cast	Total Ballots Cast	Registered Voters	Turnout Percentage
30 - W3-MWISD	1	0	1	0	0	0	0	1	1	0	0.00%
30 - W4-MWISD	107	43	150	9	0	5	111	43	159	0	0.00%
Totals	1,410	369	1,779	99	0	73	1,282	523	1,878	0	0.00%



## Canvass Results Report

MAY 4, 2024 ELECTION RESULTS

Run Time 7:59 AM  
Run Date 05/09/2024

## PALO PINTO COUNTY, TEXAS

GENERAL and SPECIAL ELECTION

5/4/2024

Page 22

## Official Results

Registered Voters

2780 of 0 = 0.00%

Precincts Reporting

40 of 40 = 100.00%

## City of Mineral Wells Proposition I

Precinct	For	Against	Cast Votes	Undervotes	Overvotes	Absentee Voting Ballots Cast	Early Voting Ballots Cast	Election Day Voting Ballots Cast	Total Ballots Cast	Registered Voters	Turnout Percentage
12 - W2-MWISD	0	0	0	0	0	0	0	0	0	0	0.00%
13 - W3-MWISD	1	0	1	0	0	0	0	1	1	0	0.00%
14 - W4-MWISD	0	0	0	0	0	0	0	0	0	0	0.00%
17 - W1-MWISD	81	26	107	4	0	6	79	26	111	0	0.00%
17 - W2-MWISD	0	0	0	0	0	0	0	0	0	0	0.00%
17 - W4-MWISD	6	5	11	1	0	0	7	5	12	0	0.00%
21 - W1-MWISD	55	14	69	3	0	3	42	27	72	0	0.00%
21 - W2-MWISD	115	31	146	12	0	10	107	41	158	0	0.00%
23 - W3-MWISD	3	0	3	0	0	0	2	1	3	0	0.00%
23 - W2-MWISD	269	76	345	27	0	16	243	113	372	0	0.00%
24 - W3-MWISD	44	12	56	5	0	0	45	16	61	0	0.00%
24 - W2-MWISD	20	5	25	0	0	0	19	6	25	0	0.00%
25 - W3-MWISD	30	4	34	4	0	2	24	12	38	0	0.00%
26 - W3-MWISD	11	5	16	0	0	2	11	3	16	0	0.00%
27 - W3-MWISD	394	114	508	51	0	23	415	121	559	0	0.00%
27 - W2-MWISD	0	0	0	0	0	0	0	0	0	0	0.00%
27 - W4-MWISD	0	0	0	1	0	0	1	0	1	0	0.00%
28 - W4-MWISD	75	29	104	5	0	3	69	37	109	0	0.00%
29 - W1-MWISD	122	41	163	15	0	3	106	69	178	0	0.00%
29 - W2-MWISD	2	0	2	0	0	0	1	1	2	0	0.00%

Canvass Results Report

MAY 4, 2024 ELECTION RESULTS

Run Time7:59 AM

Run Date05/09/2024

PALO PINTO COUNTY, TEXAS

GENERAL and SPECIAL ELECTION

5/4/2024  
Page 23

Official Results

Registered Voters

2780 of 0 = 0.00%

Precincts Reporting

40 of 40 = 100.00%

City of Mineral Wells Proposition I

Precinct	For	Against	Cast Votes	Undervotes	Overvotes	Absentee Voting Ballots Cast	Early Voting Ballots Cast	Election Day Voting Ballots Cast	Total Ballots Cast	Registered Voters	Turnout Percentage
30 - W3-MWISD	0	0	0	1	0	0	0	1	1	0	0.00%
30 - W4-MWISD	104	43	147	12	0	5	111	43	159	0	0.00%
Totals	1,332	405	1,737	141	0	73	1,282	523	1,878	0	0.00%

# Canvass Results Report

MAY 4, 2024 ELECTION RESULTS

Run Time 7:59 AM  
Run Date 05/09/2024

## PALO PINTO COUNTY, TEXAS

GENERAL and SPECIAL ELECTION

5/4/2024

Page 24

# Official Results

Registered Voters

2780 of 0 = 0.00%

Precincts Reporting

40 of 40 = 100.00%

## City of Mineral Wells Proposition J

Precinct	For	Against	Cast Votes	Undervotes	Overvotes	Absentee Voting Ballots Cast	Early Voting Ballots Cast	Election Day Voting Ballots Cast	Total Ballots Cast	Registered Voters	Turnout Percentage
12 - W2-MWISD	0	0	0	0	0	0	0	0	0	0	0.00%
13 - W3-MWISD	1	0	1	0	0	0	0	1	1	0	0.00%
14 - W4-MWISD	0	0	0	0	0	0	0	0	0	0	0.00%
17 - W1-MWISD	65	39	104	7	0	6	79	26	111	0	0.00%
17 - W2-MWISD	0	0	0	0	0	0	0	0	0	0	0.00%
17 - W4-MWISD	6	5	11	1	0	0	7	5	12	0	0.00%
21 - W1-MWISD	55	15	70	2	0	3	42	27	72	0	0.00%
21 - W2-MWISD	113	33	146	12	0	10	107	41	158	0	0.00%
23 - W3-MWISD	3	0	3	0	0	0	2	1	3	0	0.00%
23 - W2-MWISD	262	90	352	20	0	16	243	113	372	0	0.00%
24 - W3-MWISD	47	11	58	3	0	0	45	16	61	0	0.00%
24 - W2-MWISD	19	6	25	0	0	0	19	6	25	0	0.00%
25 - W3-MWISD	26	6	32	6	0	2	24	12	38	0	0.00%
26 - W3-MWISD	6	10	16	0	0	2	11	3	16	0	0.00%
27 - W3-MWISD	376	139	515	44	0	23	415	121	559	0	0.00%
27 - W2-MWISD	0	0	0	0	0	0	0	0	0	0	0.00%
27 - W4-MWISD	0	0	0	1	0	0	1	0	1	0	0.00%
28 - W4-MWISD	68	36	104	5	0	3	69	37	109	0	0.00%
29 - W1-MWISD	121	46	167	11	0	3	106	69	178	0	0.00%
29 - W2-MWISD	2	0	2	0	0	0	1	1	2	0	0.00%



Canvass Results Report

MAY 4, 2024 ELECTION RESULTS

Run Time7:59 AM

Run Date05/09/2024

PALO PINTO COUNTY, TEXAS

GENERAL and SPECIAL ELECTION

5/4/2024

Page 25

Official Results

Registered Voters

2780 of 0 = 0.00%

Precincts Reporting

40 of 40 = 100.00%

City of Mineral Wells Proposition J

Precinct	For	Against	Cast Votes	Undervotes	Overvotes	Absentee Voting Ballots Cast	Early Voting Ballots Cast	Election Day Voting Ballots Cast	Total Ballots Cast	Registered Voters	Turnout Percentage
30 - W3-MWISD	1	0	1	0	0	0	0	1	1	0	0.00%
30 - W4-MWISD	98	47	145	14	0	5	111	43	159	0	0.00%
Totals	1,269	483	1,752	126	0	73	1,282	523	1,878	0	0.00%

ORDINANCE NO. 2024- 08

AN ORDINANCE OF THE CITY OF MINERAL WELLS, TEXAS  
DECLARING THAT AMENDMENTS TO THE CHARTER APPROVED  
BY THE VOTERS AT THE MAY 4, 2024 SPECIAL ELECTION ARE  
ADOPTED; PROVIDING FOR MATTERS INCIDENTAL THERETO;  
AND PROVIDING AN EFFECTIVE DATE.

**WHEREAS**, the City of Mineral Wells (the "City") is a Home Rule Municipality acting under its Charter adopted by the electorate pursuant to Article XI, Section 5 of the Texas Constitution and Chapter 9 of the Texas Local Government Code; and

**WHEREAS**, pursuant to Article XII, Section 149 of the City Charter and Section 9.004(a) of the Texas Local Government Code, the City Council of the City of Mineral Wells, Texas (the "City Council") may submit proposed Charter amendments to the City's voters at an election; and

**WHEREAS**, on January 16, 2024, the City Council ordered a special election for the purpose of submitting proposed Charter amendments to the voters; and

**WHEREAS**, said special election was held on May 4, 2024 and the results of the election were canvassed by the City Council on May 14, 2024 where it was determined that all proposed amendments to the Charter were approved by a majority of qualified voters voting in the special election, as required by Section 9.005(a) of the Texas Local Government Code; and

**WHEREAS**, Section 9.005(b) of the Texas Local Government Code provides that a charter amendment does not become effective until the City Council "enters an order in the records" of the City "declaring that the... amendment is adopted".

**NOW, THEREFORE, BE IT ORDAINED BY THE CITY COUNCIL OF THE CITY OF MINERAL WELLS, TEXAS:**

**SECTION 1. INCORPORATION OF PREMISES.** The above and foregoing premises are true and correct and are incorporated herein and made a part hereof for all purposes.

**SECTION 2. APPROVAL BY VOTERS.** Pursuant to the City Council's official canvass of the May 4, 2024 special election on the Charter amendments contained in this Ordinance, which canvass was made on May 14, 2024, the Charter amendments contained in this Ordinance have been approved by a majority of voters of the City.

**SECTION 3. AMENDMENTS ADOPTED.** The following amendments to the Charter of the City of Mineral Wells are hereby adopted.

A. Article II, Section 19, Corporation Court is amended to read as follows: "There shall be a court for the trial of misdemeanor offenses known as the "Municipal Court of Mineral Wells, Texas" with such powers and duties as are given and prescribed by the laws of the State of Texas". The title of this Section shall also be amended to "Municipal Court".



B. Article VII, Section 74, Sale of City Property is amended to read as follows: "The City shall comply with the laws of the State of Texas in selling real and personal property owned by the City".

C. Article VII, Section 75, Purchase Procedure is amended to read as follows: "The City shall comply with the laws of the State of Texas in making expenditures of City money, subject to an internal purchasing policy that may be adopted by the City Council from time to time".

D. Article VII, Section 76, Contracts for Improvements is amended to read as follows: "The City shall comply with the laws of the State of Texas governing contracting authority of municipalities, including allowable change orders".

E. Article IX, Section 92, Municipal elections is amended to read as follows: "The regular election for the choice of members of the council as provided in Article II, Section 21 of this Charter shall be held each year on the May uniform election day established by the State of Texas. The Council may by resolution order a special election, to be held on a uniform election day established by the State of Texas and provide all means for holding such election".

F. Article X, Section 107, Submission to Electors is amended to read as follows: "If the Council shall fail to pass an ordinance proposed by the initiative petition, or shall pass it in a form different from that set forth in the petition therefor, or if the council fails to repeal a referred ordinance, the proposed or referred ordinance shall be submitted to the electors on the next uniform election day for which adequate time exists to order said election pursuant to the laws of the State of Texas".


G. Article X, Section 114, Recall Election is amended to read as follows: "The City Clerk shall at once examine the recall petition and if he finds it sufficient and in compliance with the provisions of this Article of this Charter, he shall within five (5) days submit it to the city council with his certificate to that effect and notify the officer sought to be recalled of such action. If the officer whose removal is sought does not resign within five (5) days after such notice the city council shall thereupon order and fix a date for holding a recall election. Any such election shall be held on the next uniform election day for which adequate time exists to order said election pursuant to the laws of the State of Texas".

**SECTION 4. CERTIFICATION OF AMENDMENTS.** Pursuant to Section 9.007(a) of the Texas Local Government Code, the Mayor is authorized to certify to the Secretary of State an authenticated copy of this Ordinance.


**SECTION 5. EFFECTIVE DATE.** This Ordinance shall become effective immediately upon its adoption by the City Council.



**PASSED AND APPROVED** by the Mineral Wells City Council in a public meeting on this the 14<sup>th</sup> day of May, 2024.

  
Doyle Light, Mayor Pro Tem

ATTEST:

  
Sharon McFadden, City Clerk

